

Disability Needs in Livingston County



Demographic Snapshot

Autism has the highest prevalence of any disability, at 42%. However, some respondents reported multiple disabilities.

Almost 70% of our sample remain unemployed.

55% of those unemployed wish to be employed.

Of the 55% who would like to be employed, **89% most need help finding a unique niche where they can contribute.** Help finding a unique niche was chosen as the greatest need compared with:

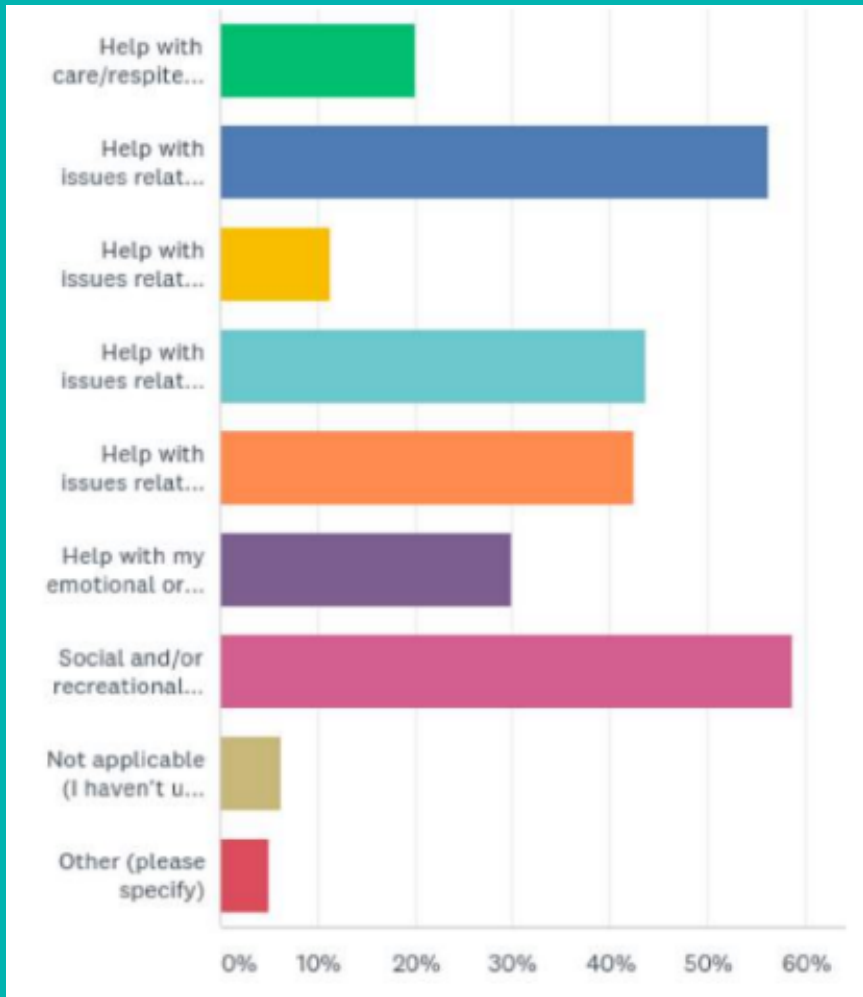
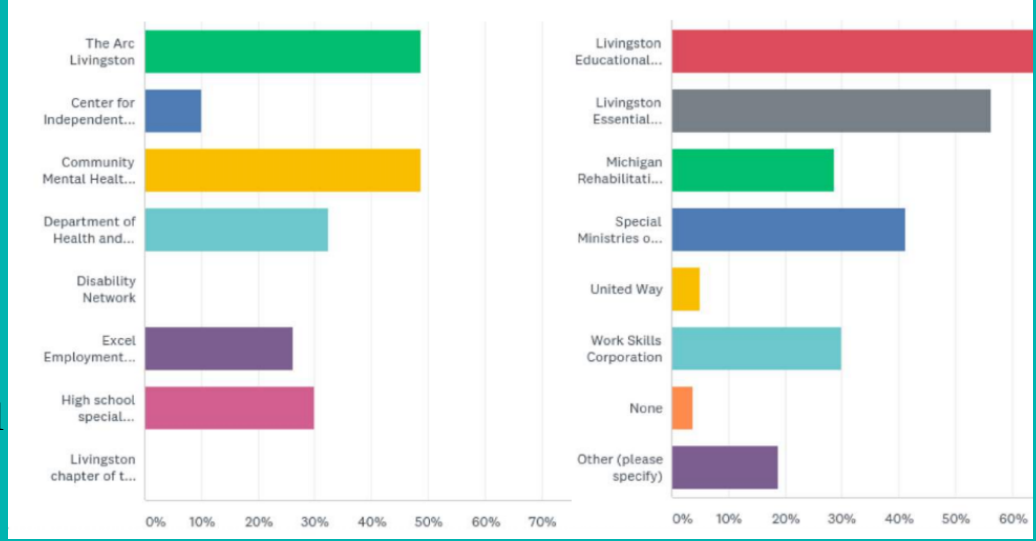
- Help finding job openings and applying to jobs (64%)
- More training or experience (61%)
- Better transportation (43%)



Service Providers

The five most widely accessed service and program providers are

- Livingston Educational Service Agency
- Livingston Essential Transportation Services
- The Arc Livingston
- Community Mental Health
- Special Ministries



Services Provided


The most commonly used services are social and/or recreational activities and help with issues related to education.



Personal Goals

Top three goals reported are:

- Being more independent (69%)
- Finding more social connections (53%)
- Improving my health (53%)



Barriers to Personal Goals

- Lack of money (30%)
- Lack of assistance or accommodation for my disability (28%)
- Lack of motivation (28%)
- Lack of employment (25%)



Additional Assistance Needs

- Social/recreational (46%)
- Independent living (30%)
- Help making my community more accessible (29%)
- Help finding the right job for me (29%)



Does your organization provide these services? If you would like to discuss ways in which you can help meet these needs, we would love to hear from you!

Contact: Amy Johnston
ajohnston@cmhliv.org
810.772.4827

All data provided by Abilities Alliance 2019 Survey of Disability Needs in Livingston County.

