



Livingston County COVID-19 Report

Date of report: **12/18/20**

Date range used in report: **12/04/20 – 12/17/20**

This report provides a summary of COVID-19 trends and activities for Livingston County over the last two weeks; when appropriate, the previous two weeks are used as a comparison.

This report will be the last issue of 2020. Bi-weekly LCHD COVID-19 Reports will resume in 2021.

Contents

SUMMARY..... 2

SNAPSHOT..... 3

 Case Count..... 3

 Hospitalizations 3

 Deaths..... 3

 Positivity Rate..... 3

 Demographics 5

NOTABLE EVENTS AND PRESS RELEASES 5

 Events 5



SUMMARY

Livingston county has responded to the challenges posed by the surge in COVID cases by working as a community and staying home, wearing masks, and following the principles of the Pause to Save Lives extension. While gradual, this is the first time in months that both the COVID-19 positivity rate and daily cases per million have declined in Livingston County. This has allowed for our schools to remain open and limit a surge of hospitalized patients. The Livingston County Health Department (LCHD) recognizes the efforts of community members to mitigate the spread of COVID-19 in our community. With the winter holiday season around the corner, LCHD again asks community members to maintain their vigilance to safeguard our most vulnerable populations.

Not every sector is showing improvement. Both the Livingston County preschools and nursing homes are having a rise in cases. Higher rates of quarantine among preschool children are affecting parents' ability to work as they have to stay home to care for their children. Unfortunately, the higher rates in nursing homes have led to increased hospitalizations as well as a rise in deaths in Livingston County.

The Livingston County Health Department (LCHD) is expecting to begin the first phase of vaccination in the next few weeks. This first phase of vaccination will include healthcare workers. This will be followed by essential workers and our most vulnerable community members. LCHD has been working closely with MDHHS and local healthcare system partners on these planning efforts. Though the COVID-19 vaccine is on the horizon, Livingston County community members must remain vigilant. Vaccination of the broader community is still months away. LCHD continues to advise community members to practice mask wearing, social distancing, among other preventive measures in the next months to mitigate transmission of COVID-19 in our community.



SNAPSHOT

Case Count

Over the past two weeks, there were 1148 total cases (average of 82 cases per day). This is 39% decrease when compared to the previous two weeks in Livingston County.

	11/20-12/3	12/04-12/17
Total Cases	1883	1148
Confirmed	1809	1058
Probable	74	90

There are two classifications of cases that make up the total number of COVID-19 cases; confirmed cases and probable cases. The case count above includes both.

- Confirmed cases are people who had a nasopharyngeal COVID-19 PCR test that was positive.
- Probable cases are people who have COVID-19 symptoms and are close contacts of someone who has COVID-19, but did not have a PCR test done. If someone has a positive rapid COVID-19 antigen test (as well as COVID-19 symptoms and/or are a close contact of a COVID-19 case), they are still a probable case, because they did not have a COVID-19 PCR test done. The COVID-19 PCR test is the most sensitive COVID-19 test and is most likely to correctly diagnose an active COVID-19 infection.

Hospitalizations

Over the past two weeks, there were 17 new hospitalizations. The previous two-week period had 18 cases with a new hospital admission. The number of hospitalizations has remained consistently elevated over the past few weeks.

	11/20-12/3	12/04-12/17
New Admissions	18	17
Total Current Hospitalizations	24	36

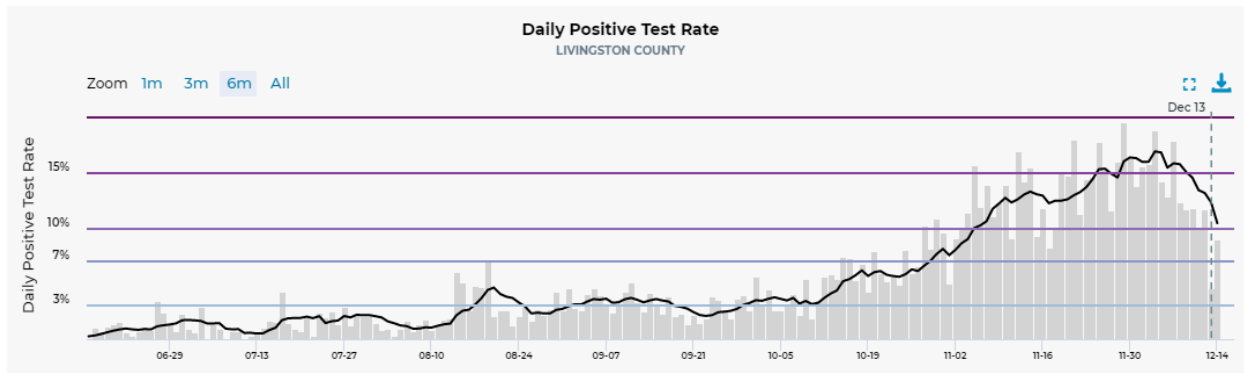
Deaths

Over the past two weeks, there were 8 deaths in Livingston County. This is an increase in the number of deaths when compared to the last two-week period (5 deaths). Death rates have been increasing since mid-October.

Positivity Rate

The current test positivity rate in Livingston County is 10.5%, which has significantly decreased since the Pause to Save Lives Epidemic Order was enacted (previously 14.1%). The local rate in Livingston County is similar to the State of Michigan (11.0%).





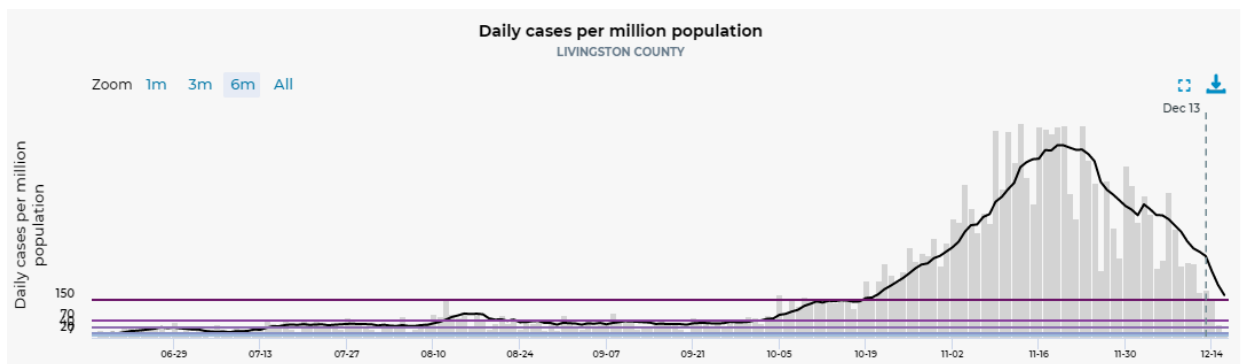
The positivity rate shows what percentage of all COVID-19 tests that were done have come back positive over a certain period of time. The positivity rate depends on the number of COVID-19 cases in a community and the total number of tests that were done. The rate can be high if there are more COVID-19 cases and there is increased spread of COVID-19 in the community; it can also be increased if there are not enough tests being done in the community. A goal that has been adopted across health departments is for the positivity rate to be less than or equal to 3%.

$$\text{Positivity Rate} = \frac{\text{Positive COVID-19 Tests}}{\text{Total COVID-19 Tests}} \times 100\%$$

Epi Curve

There are currently 282 cases per million. This reflects a downtrend since the peak in mid-November. This is most likely due to high compliance with the Pause to Save Lives extension and strong cooperation from our community.

Despite this slowed growth in cases per million, Livingston County remains in the highest risk category, “E”, as is the rest of Michigan.



An epi curve is a way to visually show the onset of cases in a community during an outbreak. It shows us how many COVID-19 cases had the onset of symptoms on each day over a period of time. It is a way to illustrate the spread of COVID-19 in the community and how the number of cases has been trending.



Demographics

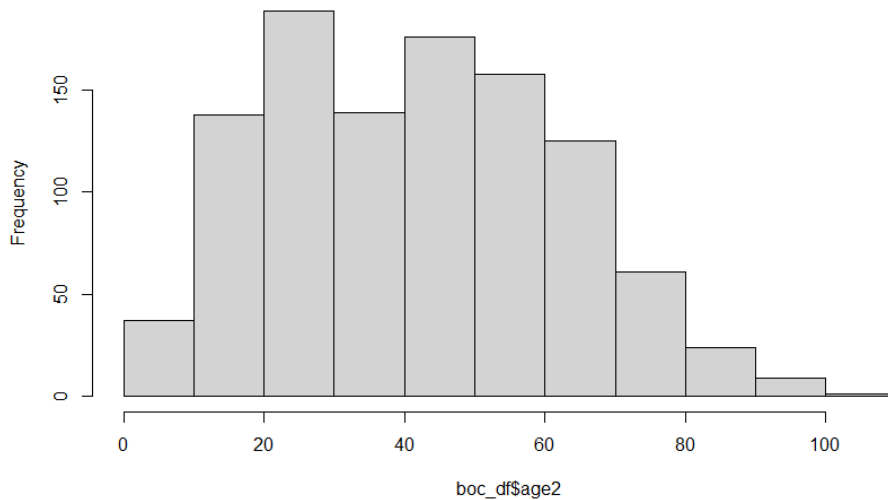
Sex

Over the past two weeks, there have been a similar percentage of males and females affected by COVID-19.

Male	Female
50%	50%

Age

There is a unimodal distribution fairly symmetric with the average age of 42 years.



NOTABLE EVENTS AND PRESS RELEASES

Events

- COVID-19 Vaccine Planning
- New Outbreaks in multiple Daycares and Preschools
- New Outbreak in multiple Residential Care Facilities (Skilled Nursing, Assisted Living, Adult Foster Care, and Homes for the Aged)

