



## Livingston County COVID-19 Report

Date of report: **6/4/2021**

Date range used in report: **5/1/2021-5/31/2021**

This report provides a summary of COVID-19 trends and activities for Livingston County over the month; when appropriate, the previous month is used as a comparison.

### Contents

Livingston County COVID-19 Report .....	1
SUMMARY .....	2
SNAPSHOT .....	3
Case Count .....	3
Hospitalizations.....	3
Deaths .....	3
Positivity Rate .....	4
Demographics .....	6
VACCINATION UPDATE .....	6
Populations .....	6
Coverage Metrics .....	6
NOTABLE EVENTS AND PRESS RELEASES .....	7
Events.....	7
Press Releases.....	7
Acknowledgements.....	7
RESOURCES .....	7
COVID-19 Testing Sites in Livingston County .....	7



## SUMMARY

With the arrival of multiple COVID-19 vaccines, there is hope on the horizon for the end of the pandemic. Over the past 6 weeks, Livingston County has seen a decrease in the number of confirmed and probable COVID-19 cases. The test positivity rate has additionally seen a large decline over the month of May, with rates dropping close to 3%. These reductions in case count and test positivity rate reflect both the continued effort of residents to choose safe activities and practice risk mitigation strategies, as well as an increase in COVID-19 vaccination in Livingston County.

More vaccines have been available to Livingston County residents thanks to a combined effort between LCHD, local healthcare partners, and multiple pharmacies. The FDA approval and authorization of the Pfizer vaccine (<https://bit.ly/2S3GBTX>) for individuals aged 12 and over has additionally increased vaccine uptake in Livingston County. Even with the COVID-19 vaccine becoming more readily available, the fight against COVID-19 isn't over. Slowing the transmission of COVID-19 in Livingston County will still require community teamwork.

LCHD reminds residents to continue to choose safer activities when planning for summer. Safe practices this summer include spending time with fully vaccinated family and friends, avoiding crowds, and planning outdoor activities like picnics, camping, and kayaking or other outdoor sports. Getting fully vaccinated is a great start to a great summer! For more safe and fun ideas for summer, visit the Mayo Clinic activities website (<https://mayocl.in/3fHLhYv>).



## SNAPSHOT

### Case Count

Over the month of May, 2021, there were 757 total cases (average of 24 cases per day). This is a 78% decrease when compared to the April 2021 cases in Livingston County.

	April 2021	May 2021
<b>Total Cases</b>	3507	757
<b>Confirmed</b>	3019	627
<b>Probable</b>	488	130

There are two classifications of cases that make up the total number of COVID-19 cases; confirmed cases and probable cases. The case count above includes both.

- *Confirmed cases are people who had a nasopharyngeal or saliva COVID-19 PCR test that was positive.*
- *Probable cases are people who have COVID-19 symptoms and are close contacts of someone who has COVID-19, but did not have a PCR test done. If someone has a positive rapid COVID-19 antigen test (as well as COVID-19 symptoms and/or are a close contact of a COVID-19 case), they are reported as a probable case, because they did not have a COVID-19 PCR test done. The COVID-19 PCR test is the most sensitive COVID-19 test and is most likely to correctly diagnose an active COVID-19 infection.*

### Hospitalizations

Over the month of May, 2021, there were 26 new COVID-19-associated hospitalizations. This is a stark decrease compared to the previous month (66 hospitalizations).

	January 2021	February 2021	March 2021	April 2021	May 2021
<b>New Admissions</b>	45	17	37	66	26

### Deaths

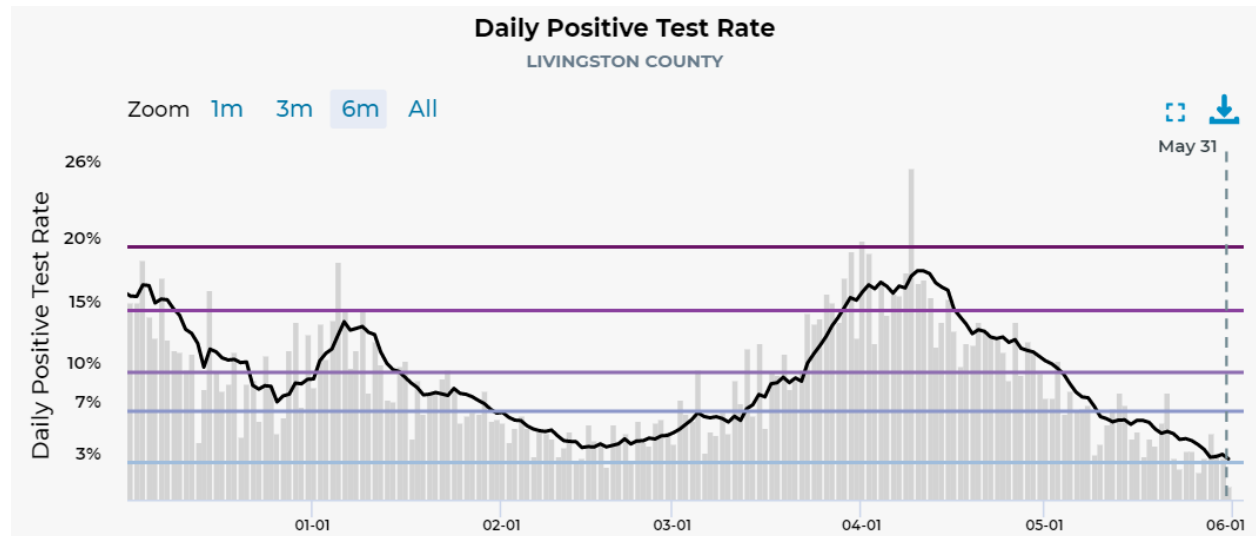
Over the past month, there were 14 deaths in Livingston County. To present, there have been 180 deaths in Livingston County. The table below shows the number of deaths by month of death.

	January 2021	February 2021	March 2021	April 2021	May 2021
<b>COVID-19 Related Deaths</b>	23	24	6	15	14



### Positivity Rate

The current test positivity rate in Livingston County is 3.2%. The local rate in Livingston County is lower than the State of Michigan (4.2%).



The positivity rate represents the percentage of all COVID-19 tests that have come back positive over a certain period of time. The positivity rate depends on the number of COVID-19 cases in a community and the total number of tests that were done. The rate can be high if there are more COVID-19 cases and there is increased spread of COVID-19 in the community; it can also be increased if there are not enough tests being done in the community. Health departments have adopted the goal of achieving a positivity rate to be less than or equal to 3%.

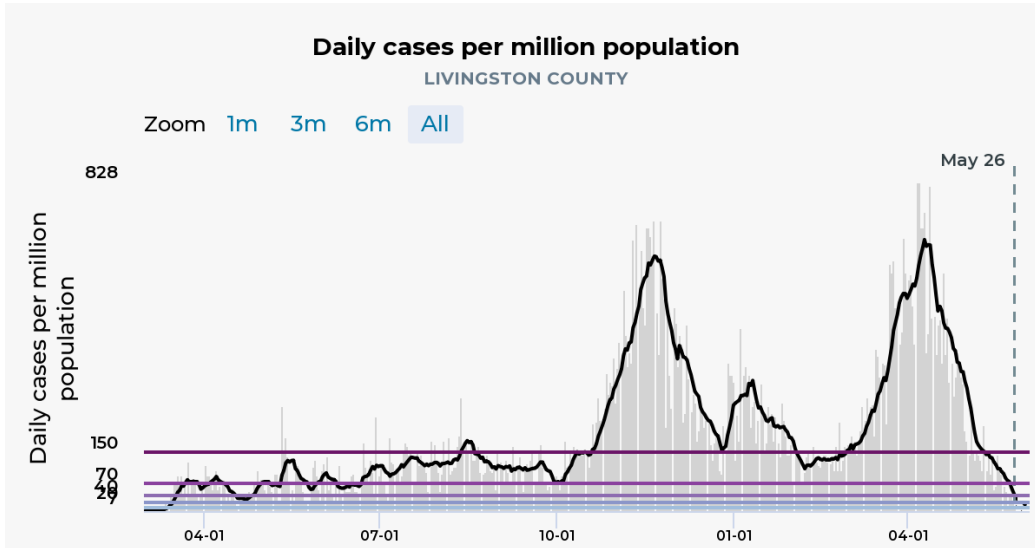
$$\text{Positivity Rate} = \frac{\text{Positive COVID-19 Tests}}{\text{Total COVID-19 Tests}} \times 100\%$$



### Epi Curve

In Livingston County, there are currently 37 daily cases per million. This reflects a significant downtrend of cases seen in March, when there were 666 daily cases per million.

Livingston County has recently dropped into the second highest risk category, “D”, similar to neighboring counties in the Detroit region.



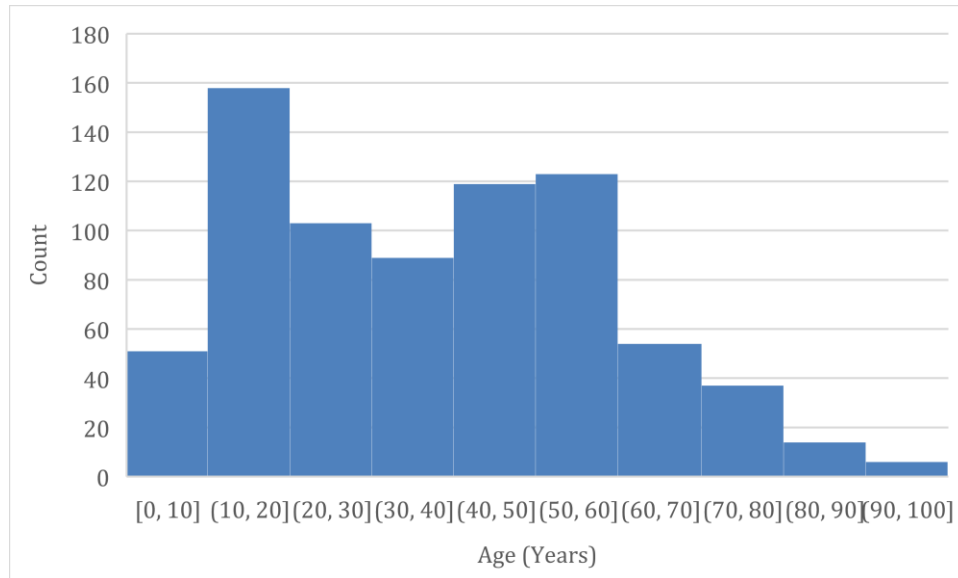
*An epi curve is a way to visually show the onset of cases in a community during an outbreak. It shows us how many COVID-19 cases had the onset of symptoms on each day over a period of time. It is a way to illustrate the spread of COVID-19 in the community and how the number of cases has been trending.*



## Demographics

### Age

The mode of the ages of individuals with confirmed or probable COVID-19 is from 10-20 years, however there are also high counts in the 40-60 year age range. The average age is 38 years.



## VACCINATION UPDATE

### Populations

Livingston County Health Department is currently offering COVID-19 vaccinations to all eligible individuals aged 12 and older. COVID-19 vaccines are widely available in Livingston County. Getting vaccinated is beneficial, even if you have had COVID-19 in the past. To find vaccination opportunities near you, visit the LCHD COVID-19 Vaccine page (<https://bit.ly/3pcCrVX>).

### Coverage Metrics

Vaccination initiation metrics collected from the MDHHS COVID-19 Vaccine Dashboard (<https://bit.ly/39fQVxp>) as of June 3, 2021.

	Residents Vaccinated	Vaccination Coverage (% of Residents Vaccinated)
State of Michigan – All Ages	4,621,554	53.8%
Livingston County – All Ages	93,821	56.1%
State of Michigan – 16+	4,523,244	55.9%
Livingston County – 16+	91,714	58.3%



## NOTABLE EVENTS AND PRESS RELEASES

### *Events*

- LCHD and Chilson Hills Church have partnered to host large COVID-19 vaccine clinics in Livingston County
- LCHD expanding vaccine opportunities across Livingston County to reach under-vaccinated populations

### *Press Releases*

- Additional Drive-Thru COVID-19 Testing Site in Brighton Providing Saliva Testing  
<https://bit.ly/3i7Rwqn>

### *Acknowledgements*

The Livingston County Health Department would like to thank Chilson Hills Church for their assistance in supporting the mass vaccine clinics, as well as their commitment to the health and wellbeing of Livingston County community members.

## RESOURCES

### *COVID-19 Testing Sites in Livingston County*

If you are asymptomatic, please verify with the testing location that they are testing asymptomatic individuals prior to arrival at the testing location.

#### LynxDx at Legacy Sports Complex (Brighton South)

9299 Goble Dr Brighton, MI 48116

Testing available:

Monday-Sunday (except Thursday) 9am-7pm

Thursday 10:30am-7pm

Phone: 734-212-6561

Schedule online at: <https://bit.ly/3rroR0v>

Saliva-based testing available! No nasal swab!

#### LynxDx at 24 | 2 Church (Brighton North)

7526 Grand River Ave Brighton, MI 48114

Testing available on Monday and Friday

Phone: 734-212-6561

Schedule online at: <https://bit.ly/3rroR0v>

Saliva-based testing available! No nasal swab!

#### IEP Healthy Urgent Care

Healthy Urgent Care Brighton

8273 Grand River Ave #140 Brighton, MI 48114

Phone: 810-588-6610

Schedule online at: <https://bit.ly/39jV97h>

#### IHA Urgent Care East Brighton Fever and Upper Respiratory Illness Clinic

5505 S. Old US 23 #200 Brighton, MI 48116

Phone: 810-494-6810

Schedule online at: <https://bit.ly/3tU7GpS>

#### CVS Health COVID-19 Drive-Through Site

5757 Whitmore Lake Rd Brighton, MI 48116

Phone: 866-389-2727

Schedule online at: <https://bit.ly/3sr1aqp>

For more testing locations in Michigan, visit: <https://bit.ly/2QG8ksS>

