



Livingston County COVID-19 Report

Date of report: **12/1/21**

Date range used in report: **11/1/21-11/30/21**

This report provides a summary of COVID-19 trends and activities for Livingston County over the month; when appropriate, the previous month is used as a comparison.

Contents

Livingston County COVID-19 Report.....	1
SUMMARY.....	2
Omicron.....	2
Vaccines.....	2
SNAPSHOT.....	3
Case Count.....	3
Hospitalizations.....	3
Deaths.....	4
Positivity Rate.....	4
Demographics.....	5
VACCINATION UPDATE.....	6
Populations.....	6
Coverage Metrics.....	6
RESOURCES.....	6
COVID-19 Vaccination Available at LCHD.....	6
COVID-19 Testing Sites in Livingston County.....	6
ACKNOWLEDGEMENT.....	6



SUMMARY

Due to the high level of COVID-19 spread in Livingston County, the increase in number of hospitalizations and deaths, and the appearance of a new variant globally, LCHD recommends residents take extra precaution this holiday season.

In November, Livingston County saw the number of confirmed and probable COVID-19 cases rise over 161% when compared to October. According to the CDC, the COVID-19 transmission level in Livingston County remains High, defined by a test positivity rate greater than or equal to 10%. Throughout November, the test positivity rate has reached twice this threshold with rates reaching over 20%. With this level of COVID-19 spread, Governor Whitmer issued a face mask advisory on November 19 that recommends all individuals wear masks at indoor gatherings, regardless of vaccination status.

Livingston County also experienced a significant increase in hospitalizations and deaths this month. In November, there were a total of 38 hospital admissions including one pediatric hospitalization, a 27% increase compared to October. Additionally, in November, there were 31 deaths, a 3% increase compared to October. Since the month of July, the number of deaths in cases referred to LCHD per month has dramatically increased. This rise in hospitalizations and deaths from COVID-19 is alarming. Our local hospital, St. Joseph Mercy Livingston, has reached 100% capacity, placing further pressure on frontline healthcare staff ([WHMI](#)).

Omicron

On November 26, 2021, the World Health Organization (WHO) designated a new variant of COVID-19, named Omicron, as a variant of concern. The Omicron variant, first identified in November 2021, has been observed in a number of countries across the globe. The Omicron variant, has yet to be identified in the U.S., however, it is reasonable to assume that it will spread to the U.S. as well. LCHD is sending positive COVID-19 samples for sequencing, especially from those with recent travel, to determine which variants are present in Livingston County and to quickly identify the Omicron variant if it appears in our county. Since this variant was only recently identified, there is not enough data to determine how easily it spreads, the severity of disease it causes, and the effectiveness of prior infection or vaccines against this variant compared to previous variants of COVID-19. Research is underway and we will likely get more information on this variant in the coming weeks.

Vaccines

Vaccines, including boosters, are readily available to Livingston County residents thanks to a combined effort between LCHD, local healthcare partners, and multiple pharmacies. In November, the FDA expanded the eligibility for vaccines to include children 5-11 years old. Vaccines for children 5-11 years old are now available in Livingston County. As of November 30, 63.6% of Livingston County residents have initiated vaccination (received at least one dose of any COVID-19 vaccine) against COVID-19. LCHD encourages all eligible individuals to get fully vaccinated and receive their booster when eligible. Individuals interested in receiving a COVID-19 vaccine from LCHD can check our website for



appointment availability: <https://bit.ly/3kGpliJ>. Individuals can also visit www.vaccines.gov to look for other nearby vaccination opportunities.

SNAPSHOT

Case Count

Over the month of November, 2021, there were 5082 total cases (average of 169 cases per day). This is a 161% increase when compared to the October 2021 cases, a 250% increase from September 2021, a 374% increase from August 2021, and a 2033% increase from July 2021 in Livingston County.

	July 2021	August 2021	September 2021	October 2021	Nov 2021
Total Cases	250	1360	2031	3157	5082
Confirmed	210	1120	1610	2505	4076
Probable	40	240	421	652	1006

There are two classifications of cases that make up the total number of COVID-19 cases; confirmed cases and probable cases. The case count above includes both.

- *Confirmed cases are people who had a nasopharyngeal or saliva COVID-19 PCR test that was positive.*
- *Probable cases are people who have COVID-19 symptoms and are close contacts of someone who has COVID-19, but did not have a PCR test done. If someone has a positive rapid COVID-19 antigen test (as well as COVID-19 symptoms and/or are a close contact of a COVID-19 case), they are reported as a probable case, because they did not have a COVID-19 PCR test done. The COVID-19 PCR test is the most sensitive COVID-19 test and is most likely to correctly diagnose an active COVID-19 infection.*

Hospitalizations

Over the month of November 2021, there were 38 new COVID-19-associated hospitalizations. This is an almost 27% increase compared to the previous month. The table below shows the number of hospitalizations in cases referred to LCHD per month.

	July 2021	August 2021	Sept. 2021	Oct. 2021	Nov. 2021
New Admissions	18	42	43	30	38



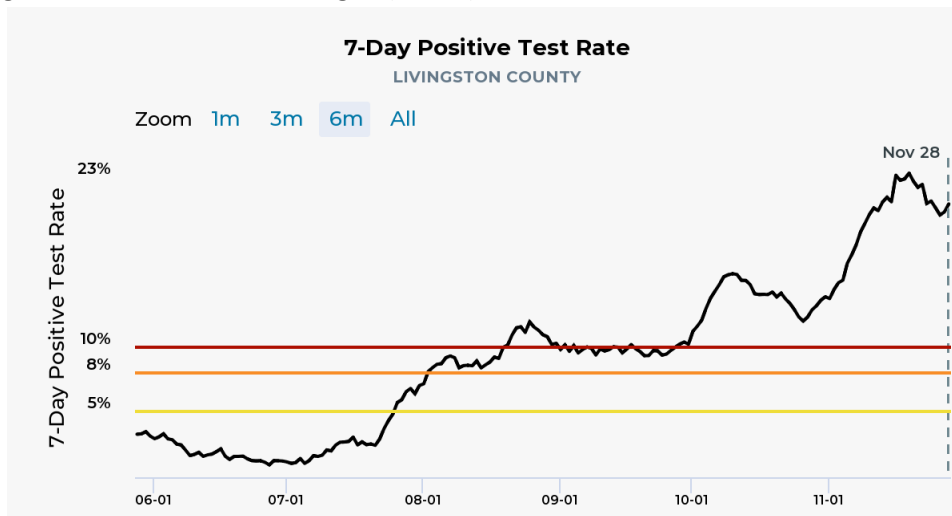
Deaths

Over the past month, there were 31 deaths in Livingston County, representing a 3% increase compared to last month. To date, there have been 259 COVID-19-related deaths in Livingston County. The table below shows the number of deaths in cases referred to LCHD per month.

	July 2021	August 2021	Sept. 2021	Oct. 2021	Nov. 2021
COVID-19 Related Deaths	3	12	14	30	31

Positivity Rate

The 7-day test positivity rate on November 28 in Livingston County is 21%. The local rate in Livingston County is higher than the State of Michigan (18.9%).



The positivity rate represents the percentage of all COVID-19 tests that have come back positive over a certain period of time. The positivity rate depends on the number of COVID-19 cases in a community and the total number of tests that were done. The rate can be high if there are more COVID-19 cases and there is increased spread of COVID-19 in the community; it can also be increased if there are not enough tests being done in the community. Health departments have adopted the goal of achieving a positivity rate to be less than or equal to 3%.

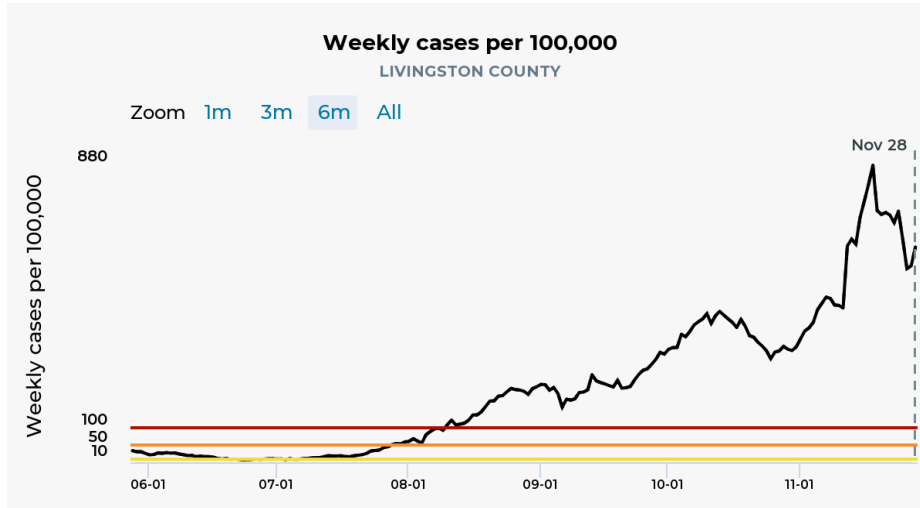
$$\text{Positivity Rate} = \frac{\text{Positive COVID-19 Tests}}{\text{Total COVID-19 Tests}} \times 100\%$$



Epi Curve

In Livingston County, there are currently 637.5 weekly cases per 100,000. This is nearly double of what was seen in October when there were 335.4 weekly cases per 100,000.

Livingston County remains in the High risk category (≥ 100 weekly cases per 100,000), similar to neighboring counties in the Detroit region.

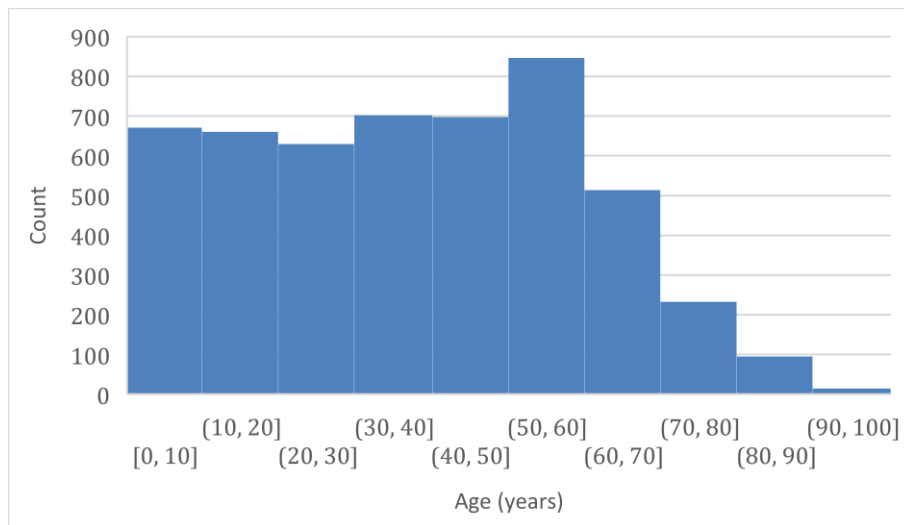


An epi curve is a way to visually show the onset of cases in a community during an outbreak. It shows us how many COVID-19 cases had the onset of symptoms on each day over a period of time. It is a way to illustrate the spread of COVID-19 in the community and how the number of cases has been trending.

Demographics

Age

The ages of individuals with confirmed or probable COVID-19 during November ranges from 30 days – 97 years. The average age is 49 years, though the majority of COVID-19 cases are under the age of 60 years.



VACCINATION UPDATE

Populations

LCHD is currently offering COVID-19 vaccinations to all eligible individuals aged 5 and older. COVID-19 vaccines are widely available in Livingston County. Getting vaccinated is beneficial, even if you have had COVID-19 in the past. To find vaccination opportunities near you, visit the LCHD COVID-19 Vaccine page (<https://bit.ly/3pcCrVX>).

Coverage Metrics

Vaccination initiation metrics collected from the MDHHS COVID-19 Vaccine Dashboard (<https://bit.ly/39fQVxp>) as of November, 30 2021.

State of Michigan	Residents Vaccinated	Vaccination Coverage (% of Residents Vaccinated)
All Ages	5,761,932	61.2%
65+ years	1,523,895	86.3%
12-64 years	4,112,722	60.2%
5-11 years	124,810	15.1%

Livingston County	Residents Vaccinated	Vaccination Coverage (% of Residents Vaccinated)
All Ages	116,038	63.6%
65+ years	30,279	88.1%
12-64 years	82,637	62.2%
5-11 years	2,664	20.0%

RESOURCES

COVID-19 Vaccination Available at LCHD

Schedule or walk-in today. <https://bit.ly/3s6pezh>

COVID-19 Testing Sites in Livingston County

Find a test location here. <https://bit.ly/3AIG3Un>

Scroll down to the FAQ section and select “Where can I get tested for COVID-19?”

ACKNOWLEDGEMENT

LCHD extends a special thank you to Shannon Phillips, LCHD Epidemiology Intern, for her assistance in authoring this report.

