

# Disability Needs in Livingston County

## 2024 Survey Results

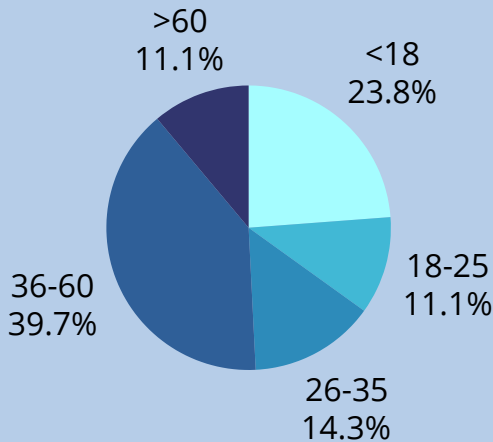


Compiled by the Abilities Alliance Workgroup  
of the Human Services Collaborative Body



# Survey Overview

## Respondent Ages



Abilities Alliance is a coalition of disability service organizations that **strive to provide the most effective services for ALL ABILITIES** in our community.

Abilities Alliance sends out a **survey every other year** to understand needs, identify service gaps and gather information from Livingston County community members who identify as having a disability.

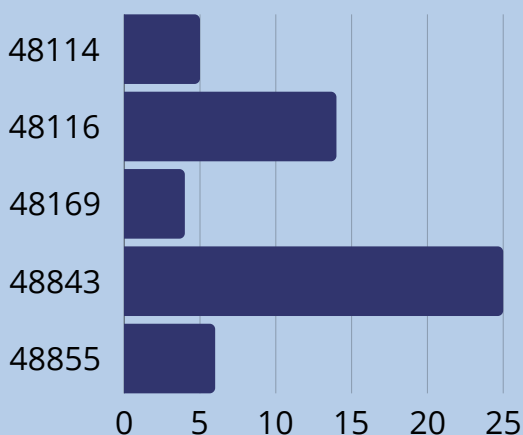
The survey was open to any Livingston County community member with a disability. Support persons, caregivers, parents, or providers were encouraged to help the individuals complete the survey. **The survey was open from February 1 to May 31, 2024.**

The 2024 survey included **63 responses from Livingston County residents.**

For more information on the Abilities Alliance Workgroup check out the it's website:

[milivcounty.gov/hscb/abilities-alliance](http://milivcounty.gov/hscb/abilities-alliance)

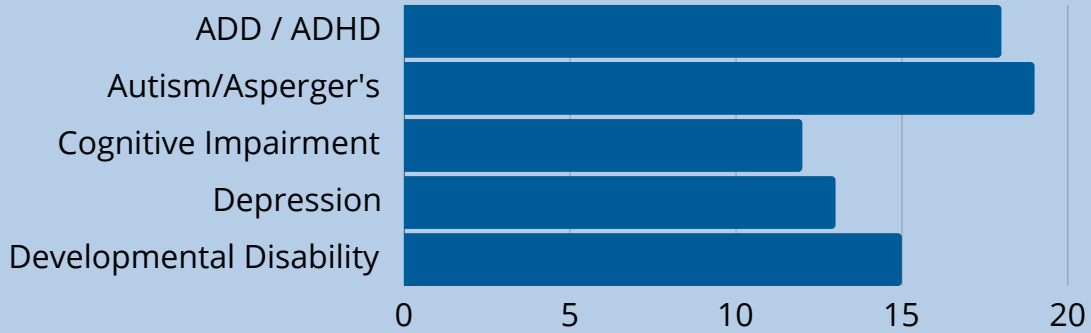
## Respondent Zip Codes



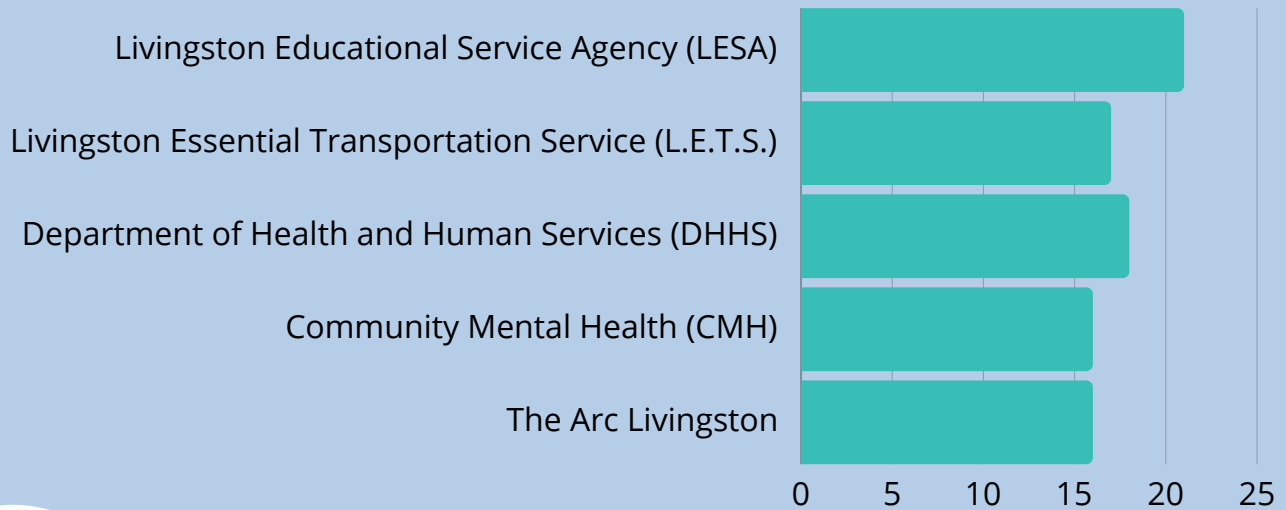
*These are the top five zip codes.*

# Results

## Most Common Disabilities



## Our respondents most commonly receive services from:



The most common services



Help with issues related to education  
40%

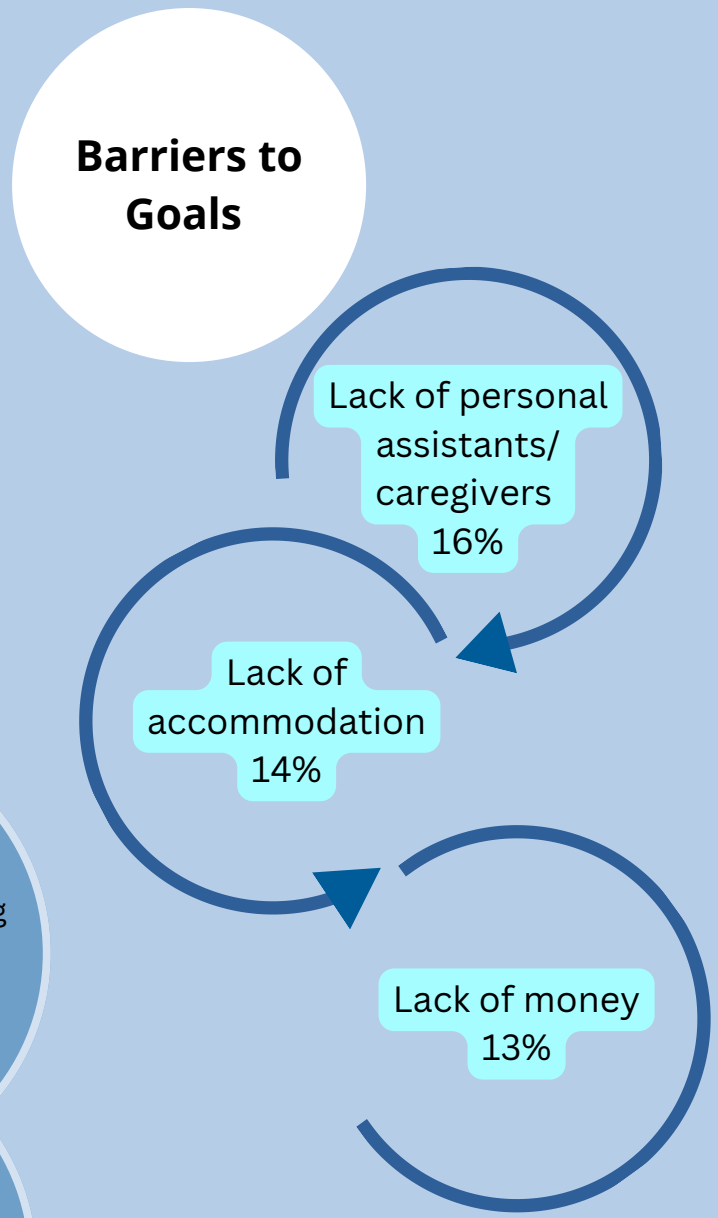
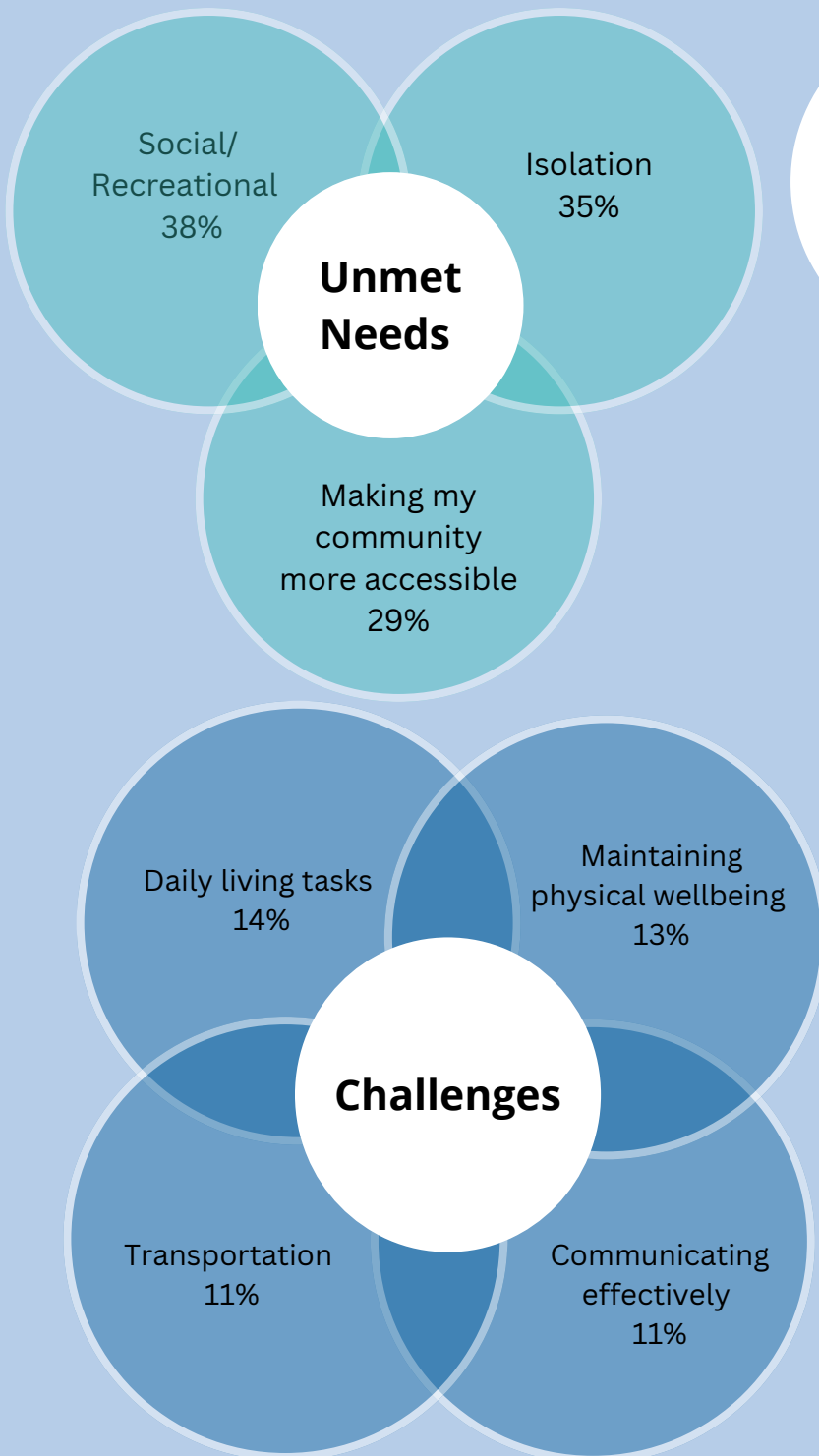
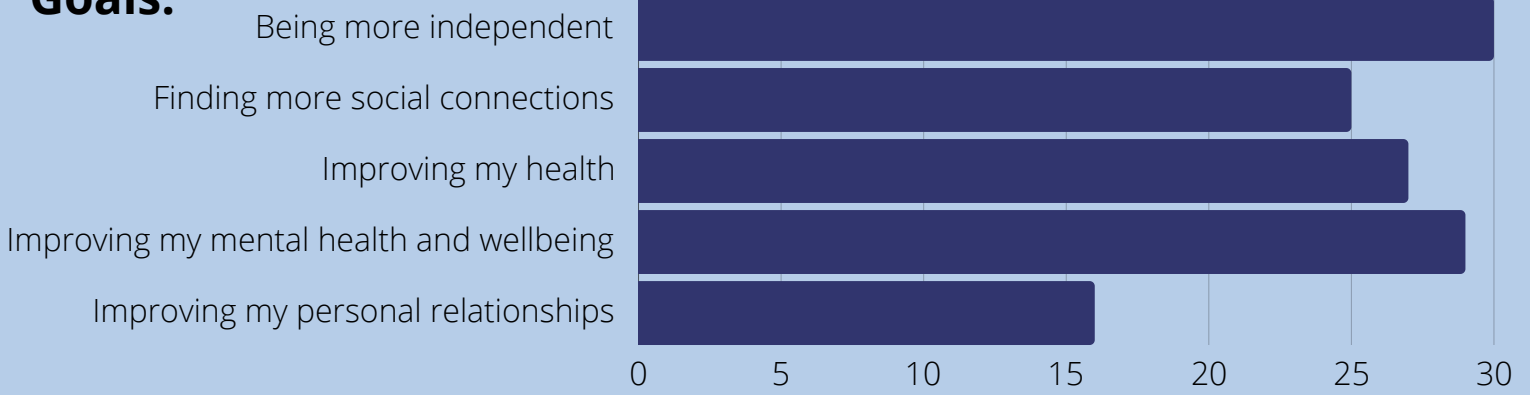


Transportation support  
35%



Help with emotional or mental health  
29%

## Goals:

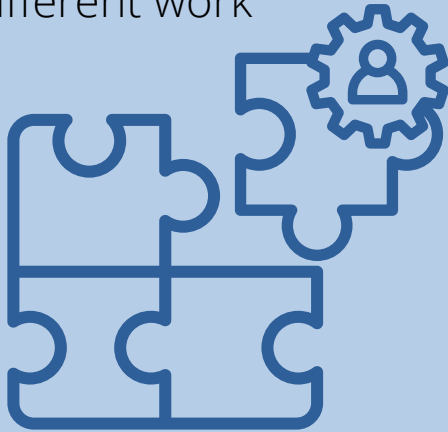


*Lack of money and accommodations continue to be barriers.*

# Deeper Dive

## Employment

- 32% of our respondents have a job they get paid for but **only 35% are happy with their job**
- Of those who work for pay:
  - 20% need more hours
  - 20% need fewer hours
  - 40% need higher pay
  - 25% need more advanced or different work



- Of the respondents who are not employed, only 33% wish to be employed, compared with 61% in the last survey.
- **Those looking for employment need help finding a unique niche where they can contribute (47%).**

## Social Connections

- Almost two-thirds of the respondents wish they had more to do (65%).
- **81% wish they had more friends or people to connect with - a 10% increase from last survey.**
- Most of our respondents have someone in their life that they can talk to about their feelings (89%).



# Next Steps

Learn. Join. Advocate.

Abilities Alliance is a coalition of disability service organizations that strive to provide the most effective services for people of ALL ABILITIES in the Livingston County community. For more information on the coalition check out the website: [milivcounty.gov/hscb/abilities-alliance](http://milivcounty.gov/hscb/abilities-alliance)

## **Learn.**

Work to understand how to be inclusive and what this means.

## **Join.**

For more information on joining the workgroup email Amy at [ajohnston@cmhliv.org](mailto:ajohnston@cmhliv.org).

## **Advocate.**

Work with your school, work, church, and local businesses to be more accessible and inclusive. Small adaptations can make a big difference.

Check out the workgroup's Resource Directory found online here: [LINK](#)



Compiled by the Abilities Alliance Workgroup  
of the Human Services Collaborative Body

